



Make a memory game with key words. Draw round the word to show the shape of it when written.

(see photo)

Read a story to your child and get them to draw a picture and write a sentence about the story. It could be favourite character or part of the story.

(may need to give key words like character names)

Spot key words in a sentence. Write a simple sentence out and get your child to circle a given word.







Writing key words in sand, water, mud or using play dough.

Create a wordsearch using key words.

Copy a sentence from a book you have read (including punctuation). Cut it up so each word is on it's own piece of paper. Muddle the words up and the rearrange to make the correct sentence again.

Make you own read and roll mat.

Create a table and fill in with words that your child is working on. Each row of words matches a number on the dice. Roll the dice and pick a word to read. You could have a go a writing a sentence using a word too.

High Frequency Words – Roll and Read					
					
about	by	you	I'm	do	will
are	called	they	if	come	very
no	get	it's	help	be	the
their	I	just	my	at	that
see	old	his	from	people	me
she	mum	go	down	up	off